

EVALUATION VERSION VITAMIN C35%

Despoina Panagiotidou, Subsidiary Professor

Elena Sotiriou, Lecture, Tutor

Second Semester Of 2005

**Dermatological and Sexual Transmitted Diseases Clinic of
“Aristotle’s” University Of Thessalonica**

Aim - Patients and Methods of Study

This study that was held, it aimed at the evaluation of Version Vitamin C 35% compound **clinical effects**.

30 patients participated in this study with average age 42,8 , ranged between 30 and 60 years. Whole of the patients were women. The study lasted for 3 months. The cosmetic compound was applied once daily. The patients were clinically evaluated by dermatologist on 1st, 5th, 9th, and 12th week. Photographs of patients were taken on the start and at the end of study.

The patients were been asked– by using a scale from 0 (no improvement) to 3 (great improvement) – to evaluate the smoothing of skin, the increase of elasticity and the firm of skin, the reduction of thin lines and wrinkles as well as the skin luminance. The patients were also been asked to evaluate the compound as for its aesthetic attributes.

The patients were evaluated by dermatologist as for the thin lines, the wrinkles, the skin tone and the skin texture but also as for the discolorations. The scale of evaluation ranged from the 0 (no improvement) until the 5 (remarkable improvement).

Results

All the patients completed the study. The comments of patients about the compound's aesthetic attributes were enthusiastic. Only seven patients (7) reported the sense of bites at the beginning of treatment that lasted only for few days. There was no other undesirable effect observed.

Table 1 presents the evaluation of 4 parameters that were asked from the patients 3 months after the compound's application.

Scale of Evaluation	Skin smoothing	Increase of Elasticity	Reduction of wrinkles	Skin Luminance
0	0	0	10	0
1	8	5	12	2
2	10	19	8	3
3	12	6	0	25

Table 1: Evaluation of the parameters after the compound's application. The cells present the number of patients.

According to the clinical estimate by dermatologist, the compound caused total improvement of all patients the skin. On forms 1, 2 and 3 there is the evaluation of parameters on 5th, 9th and 12th week of study.

More analytically at the re-examination that occurred the 5th week of compound's application 10 patients (33,3%) presented improvement as for the thin lines. All 10 patients got an improvement of 20%, while no patient got some change on the wrinkles. On 20 patients (66,6%) there was an improvements, even small one, so for the tone and the skin texture as for the discolorations.

Nine weeks after the beginning of study, the thin lines were decreased on 17 patients (56,6%). Small improvement –ranged between 5-10% - was marked in the wrinkles in 6 patients (20%). Remarkable improvement was observed on all patients' skin, while there was a significant reduction of the discoloration (ranged between 30-40%). Finally, during the last control on the 12th week, there was a quite satisfactory reduction of thin lines, which was noticed on 24 patients (80%). The patients' percentage, in which there was an improvement of wrinkles, remained stable. There was an impressive improvement of skin tone and texture in all patients as well as the significant reduction of the discoloration (in several cases up to 50%).

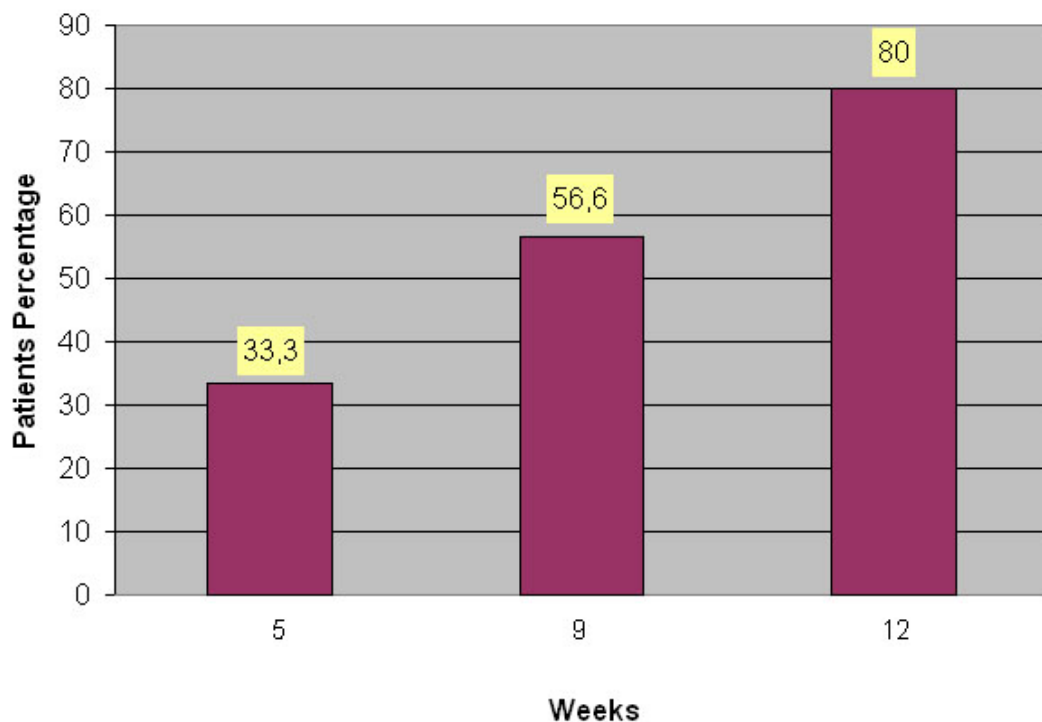


Diagram 1: Patients percentage with thin lines improvement

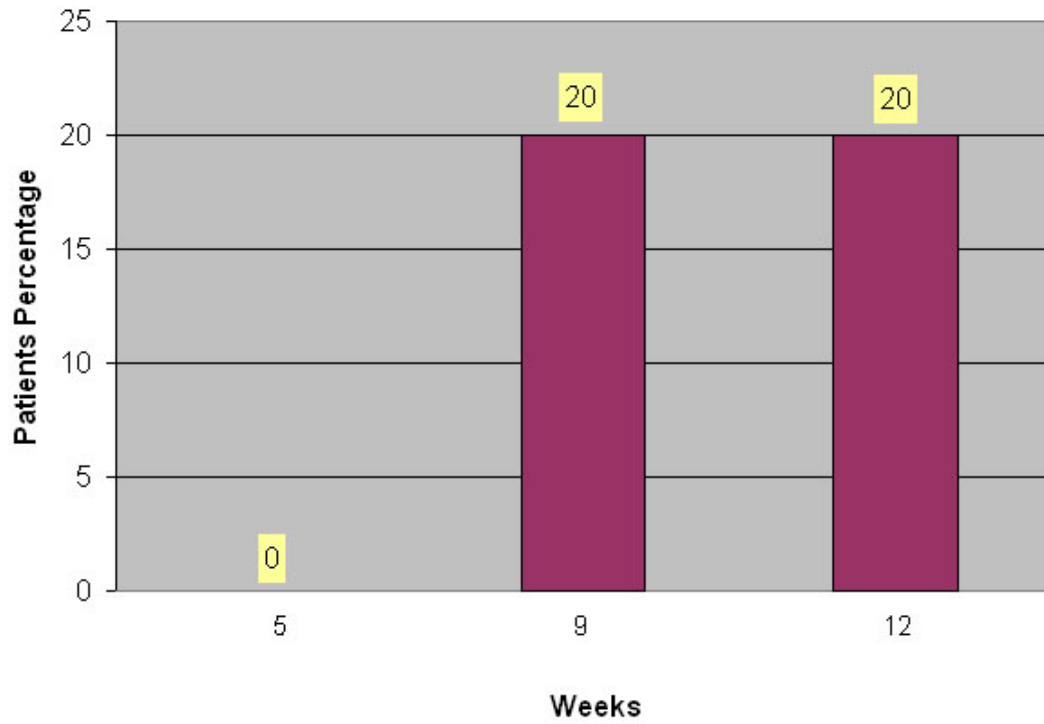


Diagram 2: Patients percentage with wrinkle improvement.

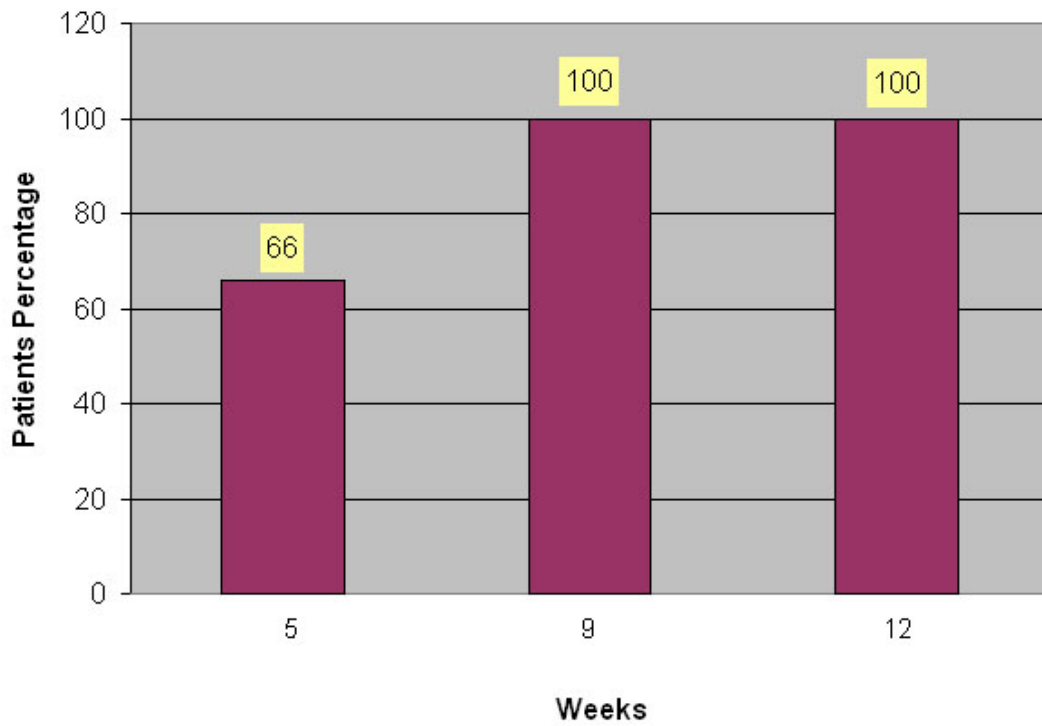


Diagram 3 Patients percentage with skin tone and texture improvement.

CASE 1



Photo. 1: In the beginning of treatment



Photo. 2: In the end of treatment

CASE 2



Photo. 1: In the beginning of treatment

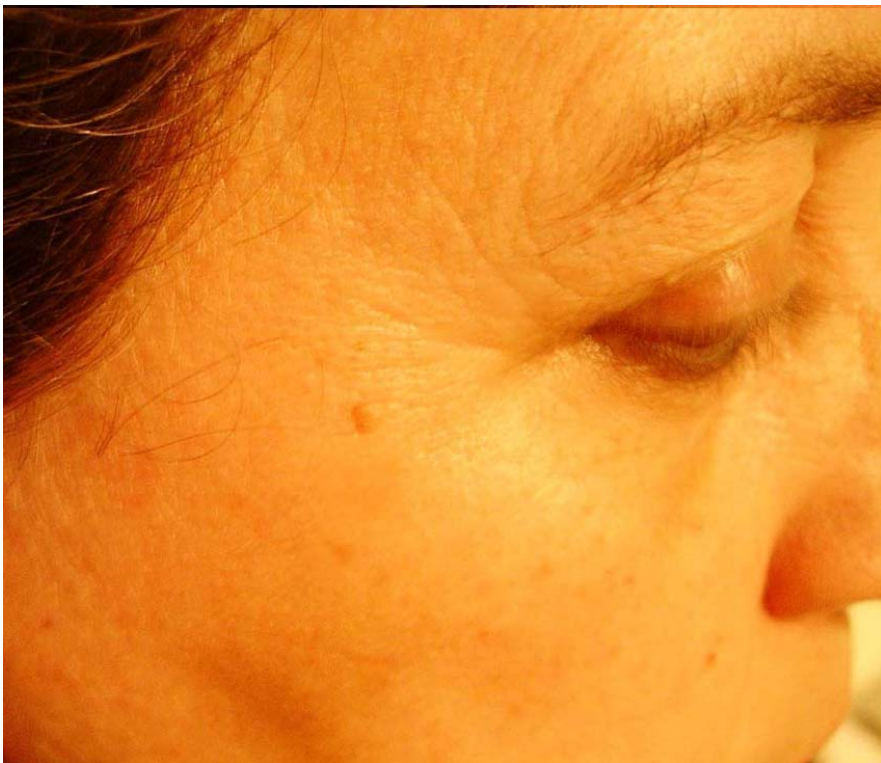


Photo. 2: In the end of treatment

CASE 3



Photo. 1: In the beginning of treatment



Photo. 2: In the end of treatment